



# WFAA NEWS Autumn 2023

Website: [www.westonfavellallotments.co.uk](http://www.westonfavellallotments.co.uk)

Email: [westonfavellallotments@gmail.com](mailto:westonfavellallotments@gmail.com)

I hope you've all had a good growing season and continue to enjoy the fruits of your labour.



The cold spring combined with the increased prices for electricity made me reluctant to sow seed early in my propagator.

The amount of rain made the weeds and grass a constant battle. The weather seems to be an annual challenge. Too hot, too cold, too dry or too wet. We're never happy are we?

Come to the Allotment Annual General Meeting on the 24<sup>th</sup> October in the Church Hall (opposite St Peters Church)

It's your chance to ask questions, meet the committee members and gossip while enjoying a glass of wine and some nibbles.

**In this Issue..**

**Open Gardens 2023**

**Potatoes:**

**Storing**

**Caledonian Pearl**

**Potatoes in Straw**

**Potato Orders**

**National Allotment Society**

**Autumn Seed Supplies**

**Seed Orders – Kings Seeds**

**2023**  
**AGM**  
**TUESDAY**  
**24th OCTOBER**  
**7.30pm**  
**in CHURCH HALL**  
( Opposite the Church)  
*There will be Refreshments on the Night*



Open Gardens, “Hidden Gems” and the Centenary celebration was held on the 2<sup>nd</sup> July which was well received and successful.

We had a plant sale and enjoyed seeing you and visitors to the allotment. Many thanks to those of you who opened your gardens, bought or donated plants. The money raised went to the Open Gardens nominated charity, Home-Start.

Thanks to Bob Emerson for his unveiling of the Centenary plaque by the Summer House.



## **THEFT**

Unfortunately we are again receiving reports that fruit and vegetables are being stolen on the allotments. As a committee we take this very seriously but are limited in what we can actually do about it.

The allotment rules state that all thefts must be reported to the police and an incident number obtained. We will always take this action and search for witnesses and CCTV images.

You may wish to consider installing CCTV on your plot. If you do be mindful that the camera must cover only your plot and not any others. If you see something suspicious then please report to the plot owner and to the committee. If you see fruit on trees then ask the plot owner for permission to have some - even fallers - rather than just taking. Don't assume that you can just help yourself.

Watch out for instalments of Weston Favell Allotment Association History to follow.

# MULLED WINE

(alcoholic and non alcoholic)

# MINCE PIES

Coffee or tea

**Sunday**

**17th December**

**10.00 - 11.30**

In the summer  
house



Come and join us for a bit of  
Christmas cheer

# POTATOES

## Storing Potatoes

Having harvested your potatoes sort the best ones for storing. They need to be perfect, no holes from insects or wounds from the fork when harvesting. Those that have small holes or damage will not store as well so they go into your 'use first' bag.

## Sorting Potatoes for Storing



Get your potatoes out of the ground as soon as you can (especially Earlies) to free up space. Leaving them in the ground once developed has no benefits and increases the risk of slug or other damage. *(I'm guilty of this "I must try to do this in future")*

Once your potatoes are dug up lay them out on the soil for an hour or so to dry. Try to get them reasonably clean. The best thing for storing potatoes is a hessian sack (burlap bag). These will release moisture and the hessian sacking material allows them to breathe whilst excluding light. Available from the hut.

If you don't have a hessian sack available then you can try paper sacks.



Never store potatoes in plastic bags and especially not in transparent or white ones. Not only will light get through but moisture will not escape and your potatoes will rot quite quickly.

..... continued

## Storing Potatoes .... Cont

### Green Potatoes

Light will, over time, cause your potatoes to turn green which are poisonous.

### Check Your Stored Potatoes

It's a good idea to empty out the sack after a month and check that none of the potatoes are rotting in storage.

### Correct Temperature for Storing Potatoes

The sacks themselves should be stored in a cool, dark place. The ideal temperature for storing potatoes is between 5° and 10°C. Too warm will reduce storage life but too cold can be worse.

### Freezing Potatoes

If you have damaged potatoes that you know will not keep you can make things like duchess potatoes, croquet potatoes or chips and freeze them.



Get your Potato Order to us before the end of October so we can order from Scotland.

Forms available from the Summer House or the shop.

Weston Favell Allotment Association

**POTATO ORDER FORM**

Please bring your order to THE HUT together with cash or cheque by 31ST October 2023

|                       | 2.0 Kg PRICE | QUANTITY | TOTAL |
|-----------------------|--------------|----------|-------|
| <b>FIRST EARLIES</b>  |              |          |       |
| CALEDONIAN PEARL      | £3.00        |          |       |
| LADY CRYSTAL          | £3.00        |          |       |
| PENTLAND JAVELIN      | £3.00        |          |       |
| ROCKET                | £3.00        |          |       |
| SWIFT                 | £3.00        |          |       |
| <b>SECOND EARLIES</b> |              |          |       |
| CHARLOTTE             | £3.00        |          |       |
| KESTREL               | £3.00        |          |       |
| NADINE                | £3.00        |          |       |
| NICOLA                | £3.00        |          |       |
| <b>MAIN CROP</b>      |              |          |       |
| CARA                  | £3.00        |          |       |
| DESIREE               | £3.00        |          |       |
| PICASSO               | £3.00        |          |       |
| SARPO MIRA            | £3.00        |          |       |
| VALOR                 | £3.00        |          |       |

Name \_\_\_\_\_ Plot No. \_\_\_\_\_ Total £ \_\_\_\_\_

## PEARL OF A POTATO

In the past I have not had much success in growing 1st early potatoes, and had actually stopped attempting to grow them.



Then, last September, when the order form from the shop showed a new variety, Caledonian Pearl a replacement for International Kidney was available, I thought I would try again.

What had I to lose other than the £3 cost and the time given to plant them! So I duly added them to my usual order of Cara and Desiree.



I am so pleased I did. What a success!

The potatoes were indeed early. Healthy plants produced lovely yellow, basically egg shaped and sized potatoes with a slightly waxy texture and with a good flavour.

It was the quantity that each plant produced that was equally impressive. So much so I took a photo of what came from 1 plant.

Caledonian Pearl will certainly be on my order form this year.

### Potatoes in Straw

A couple of years ago Gary had a go at growing potatoes in straw. It was a case of “why not give it a go”? A wooden crate was lined with weed membrane to hold the straw.

I then put in about 2 inches of rotted manure and placed 4-6 inches of straw on top.

Potatoes Grown in Straw – is it good?

...cont.

I then put 6 potatoes evenly spaced around the crate and placed more straw on top. I added water and waited for the green shoots to show.



I topped up with more straw as the potatoes grew (like mounding the earth up) on 3 occasions.

Watering is now important as the air and wind can leech moisture out. Water frequently...

### **Harvesting**

The harvested potatoes came out fairly clean and the digging out was lighter than soil. The yield was at least on par with soil grown potatoes. The remaining straw can be laid on the ground to help nourish crops next year.

Definitely be growing potatoes in straw again - Just got to build some more crates!



In this edition the text size has been increased for easier reading on a mobile. Let us know if you prefer this.

If you find a particular article interesting and you want the full version then you can download from the web site or send me a request on Gmail and I'll forward it to you.

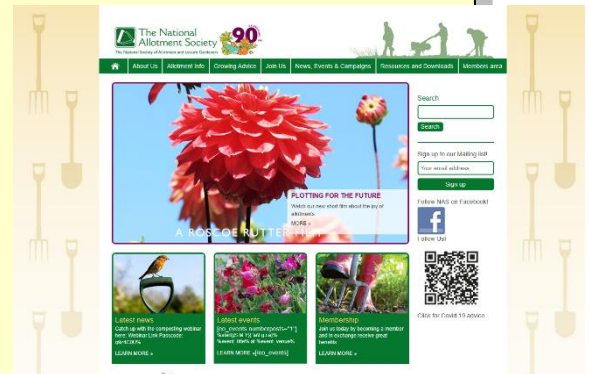
If you have ideas and you'd like to help with the newsletter, web site, write an article or comment on issues then contact a committee member or email

[westonfavellallotments@gmail.com](mailto:westonfavellallotments@gmail.com)

# National Allotment Society. What's in it for you?

You may be aware that part of the annual fee you pay for your plot is for membership of the National Allotment Society. But are you aware of the benefits of membership to you and to your elected committee, or what the NAS is? The NAS has an excellent website full of information about what they do and horticultural advice tips to enhance your allotment experience.

They also produce a magazine four times a year – we distribute this via the summerhouse and the magazine holders by both gates.



As members of the NAS, we can access Kings Seeds who have a special catalogue for allotment holders with prices about 40% cheaper than retail prices (See Kings Seeds article below).

To use the NAS website, you need our **membership number** which is **s153b**

And the **password** which is **3079539**.

From the main site use the login details above to access the Members area.

From here you can access online copies of the Allotment and Leisure Gardener Magazine. Also you can go the Kings Seeds to flip through the seed catalogue and place your order.

See specific details how to do this below



## ***Start planning for next year...***

### **To Order Seeds from Kings Seeds by Post:**

Complete the green order form (included with each catalogue). Don't forget to add the postage costs. Add "Weston Favell Allotment Association" in Association Name or Account but use your own home address.

### **To Order Online:**


#### **If you're a NEW Online Customer**

If you haven't ordered online before, contact Fran by email to [woodley11@virginmedia.com](mailto:woodley11@virginmedia.com) with your plot number, full name and address and Fran will set you up as a buyer. Kings will then contact you by email to set up your password.

#### **Existing Online Customers**

Access the web site of National Allotment Society, of which you are all members, log in to [www.nsalg.org.uk](http://www.nsalg.org.uk) and go to the "Members Area".

The Login Screen will appear



*Enter Login Details*



*Login Details below ...*

Log in detail : username **s153b**  
**3079539**

password is

Go to “Kings Seed Scheme”

You’ll See “**CLICK HERE**” for the flippable copy of the 2023/24 members catalogue

Also another “**CLICK HERE**” for the 2023/2024 order form.

Follow the instructions for accessing the catalogue and ordering.

*Look out for postage costs and remember to include them.*

*Remember, the prices for allotment holders are about 40% cheaper than elsewhere.*

## **RETURN TO NO DIG**

We included an article on No Dig in the Christmas Newsletter 2022. Click this link to access the article.


<http://westonfavellallotments.co.uk/Christmas%202022%20new>

Now is a good time to start!

Also see this excellent article on No Dig in Issue 3 of the Allotment and Leisure Gardener magazine. Click the nsalg web link below to read the online copy (see page 36-37).

(Double click the page to make the text bigger)

<https://online.flipbuilder.com/cwao/juoe/>



Extract from the magazine article..


### When to Start No Dig

“My favourite time to start No Dig is November to March. It is quicker and easier, and one has more time to do it. Then you are free to plant in early spring.

You can make a new bed on weeds, or surface mulch previously dug soil – even in freezing weather.

In dry weather its worth watering soil first, and water any cardboard you use well.”

This No Dig article is highly recommended and a good starting place.



Some limited Autumn Planting stock available in the shop for planting now.

Weston Favell Allotment Association

### AUTUMN PLANTING 2023

**ALL AVAILABLE AT THE SHOP NOW!**

|  | QUANTITY | PRICE |  |
|--|----------|-------|--|
| GARLIC<br>(White)                            | 3        | £2.70 |  |
| ONION SETS<br>Autumn Champion                | 200g     | £1.50 |  |
| SHALLOTS<br>(Golden Gourmet)                 | 200g     | £1.50 |  |
| BROAD BEANS<br>Aquadulce                     | 200g     | £1.80 |  |
| Clover Multipurpose<br>100% Peat (Ltd stock) |          |       |  |

**Sold Out**

**Sold Out**

NAME \_\_\_\_\_ PLOT No. \_\_\_\_\_ TOTAL £ \_\_\_\_\_ :

# NORTHAMPTON ALLOTMENT NETWORK (NAN)

## Pumpkin Competition

To be Held on Sunday 29<sup>th</sup> October 2023

AT HARLESTONE ROAD ALLOTMENTS

Any sites can enter Competitions

### HEAVIEST PUMPKIN

TO BE GROWN BY PLOT HOLDER

BEST  
CARVED  
ADULTS



BEST  
CARVED  
CHILDS



GATES OPEN AT 11am  
WEIGH IN AT NOON  
REFRESHMENTS AVAILABLE



## ***It's the Bonfire season but..***

PLEASE AVOID SMOKY BONFIRES. Our neighbours enjoy their back gardens and when they're prevented due to smoke from bonfires they complain to the Council Environmental Officer who take the matter very seriously. This will result in bonfires being banned totally and termination of your tenancy (Section 23 NBC Allotments).

Make sure any wood, green matter or contents of compost bins are dry. Fork them over to let air dry them.



As the fine weather summer months seem to be longer in recent years the committee are considering changing the period when bonfires can be held from September - March to October 31st to February 28<sup>th</sup>.

### **Recipe for Green Tomato Chutney**

- 2lb green tomatoes chopped
- 8ozs onion
- 8ozs cooking apples peeled and cored
- 8ozs sugar (we use white as we like our chutney green)
- 1 tsp pickling spice
- ½ pint vinegar
- ½ tsp salt

Prepare tomatoes and other vegetables and fruit, chopped, sliced or minced as you like; put in a pan with the other ingredients (use a muslin bag for whole spices). Simmer gently till vegetables are soft and mixture thickens.

Bottle into clean sterilised jars.

## **SPEEDING**



Speeding on the site continues to be a problem. Some plot holders think this rule doesn't apply to them.

The site road has loose stones and speeding damages the roads creating ruts and pot holes.

Please remember that the roads are maintained by volunteers (usually committee members). This involves wheeling barrows of stones to fill in pot holes as a result of speeding. Not much fun and very time consuming.

If you'd like to help you'd be very welcome! No Takers? Well keep to the speed limit!

Help us to keep the maintenance of the site manageable, Thank you!

### Invitations

Join the Allotment Committee, the Working Party or contribute to maintaining the allotment using your particular skill set.

Send us an email or grab a committee member. Submit articles for the Newsletter. Recipes, Tips and Information articles welcome

Share your Ideas - eg maintenance, recycling, security etc.

Credit and Thanks for contributions to this  
Newsletter edition go to:

Janet Kirkland - Pearl of a Potato

Gary Langley - Potatoes in Straw;

Frances Woodley - Secretary & NSALG;

Clare Herbert - Treasurer & Pumpkin Competition

Carol & Chris Hill - Minutes, Archive History Researcher and  
Plaque Hunters; Photos

David Walpole- Shop, Machines, Help & Advice

Clive Leach - Chairperson and Site Maintenance,

Ed Taylor - Working Party; Debbie Cuthbertson - Chicken  
Keeping

Sue Wray - Weston Favell Events, Open Gardens, Mulled Wine

Trevor Berry - Content, Layout and Presentation

If you would like to contribute to the Allotment  
using your particular skill set get in touch.

[westonfavellallotments@gmail.com](mailto:westonfavellallotments@gmail.com)

#### Committee Contacts:

Clive Leach Chairman - [clivedleach@gmail.com](mailto:clivedleach@gmail.com) (07970-597214);

Fran Woodley Secretary - [woodley11@virginmedia.com](mailto:woodley11@virginmedia.com);

Clare Herbert - Treasurer;

Members; David Walpole; [davidbwalpole@gmail.com](mailto:davidbwalpole@gmail.com); Mike Kirkland;

Sue Wray - [susanmwrap@aol.com](mailto:susanmwrap@aol.com); Carol Hill - [carolehill@talk21.com](mailto:carolehill@talk21.com);

Ed Taylor - [e.taylor440@ntlworld.com](mailto:e.taylor440@ntlworld.com);

Trevor Berry (editor) - [trev.berry80@gmail.com](mailto:trev.berry80@gmail.com);

Deborah Cuthbertson - [ms.d.cuthbertson@gmail.com](mailto:ms.d.cuthbertson@gmail.com)

General Questions and Submissions -  
[Westonfavellallotments@gmail.com](mailto:Westonfavellallotments@gmail.com)

